

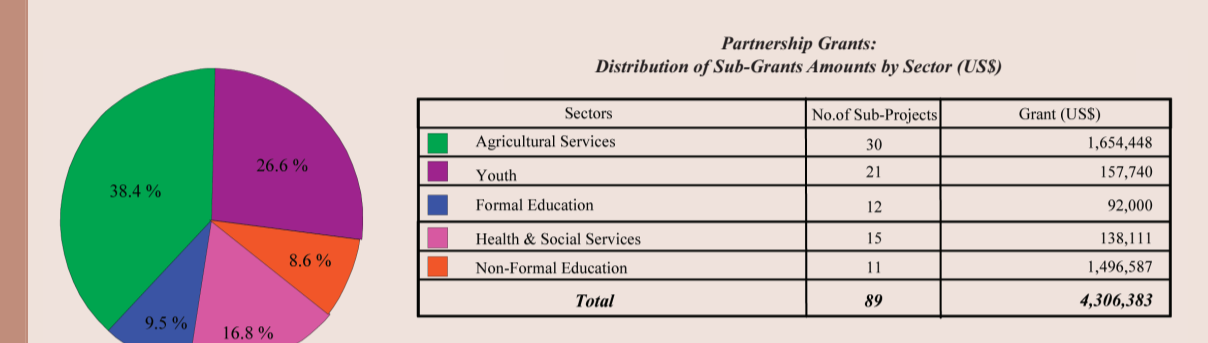
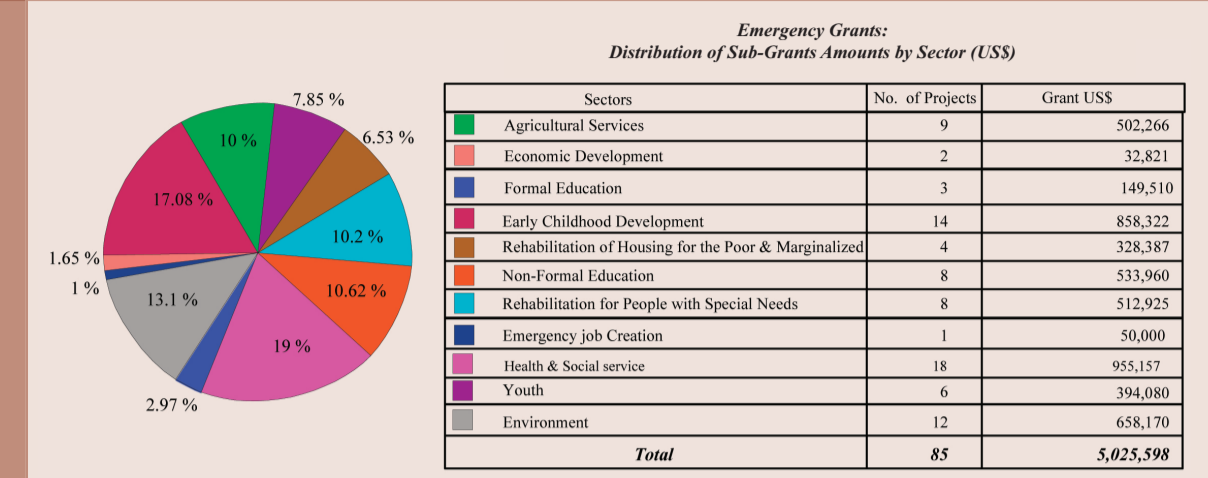
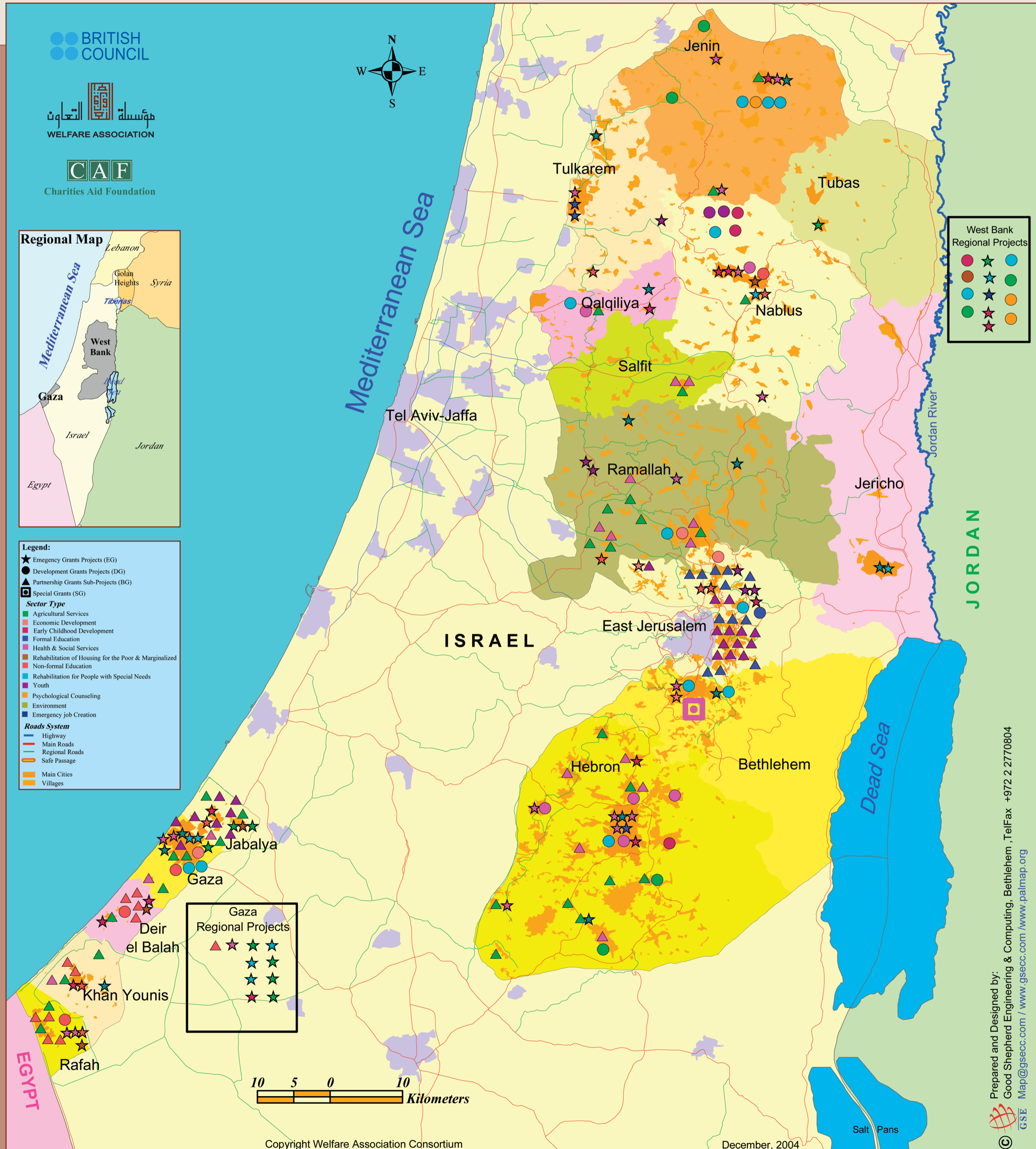


# The Palestinian NGO Project Phase II



### Distribution of Grant Amounts by Geographic Regions (US\$)

Region	No. of Sub-Projects	Grants (US\$)
West Bank	36	4,584,682
Jerusalem	2	383,749
Gaza	6	783,189
<b>Total</b>	<b>44</b>	<b>5,751,620</b>

Region	No. of Sub-Projects	Grants (US\$)
West Bank	31	1,681,508
Jerusalem	25	1,147,380
Gaza	33	1,477,495
<b>Total</b>	<b>89</b>	<b>4,306,383</b>

Region	No. of Sub-Projects	Grants (US\$)
Bethlehem	1	2,500,000

Prepared and Designed by:  
 Good Shepherd Engineering & Computing, Bethlehem, Tel/Fax: +972 2 2770804  
 Map@gsecc.com / www.gsecc.com / www.palmmap.org

**Phase II Sub Projects (2001 - 2005)**  
 Welfare Association Consortium  
 for the Management of the Palestinian NGO Project  
 Project Management Organization (PMO)